



Leading learning and skills

Proposed merger between Fareham College and St Vincent College

Data annex 11 January 2008

Young people's performance

- Attainment of 5 A*- C GCSEs
- Average point scores – general and vocational A/AS or equivalent

Success rates

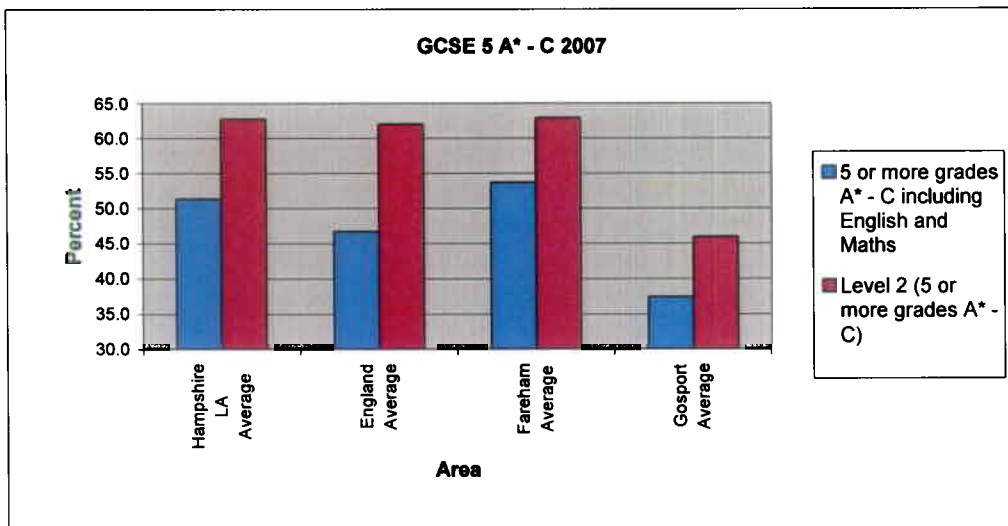
- Sixth Form College success rates
- General FE / Tertiary College success rates

Skill levels

- Achievement of a level 2 qualification by the age of 19
- Achievement of a level 3 qualification by the age of 19
- Overall skill levels

GCSE Grades 5 A* - C 2007

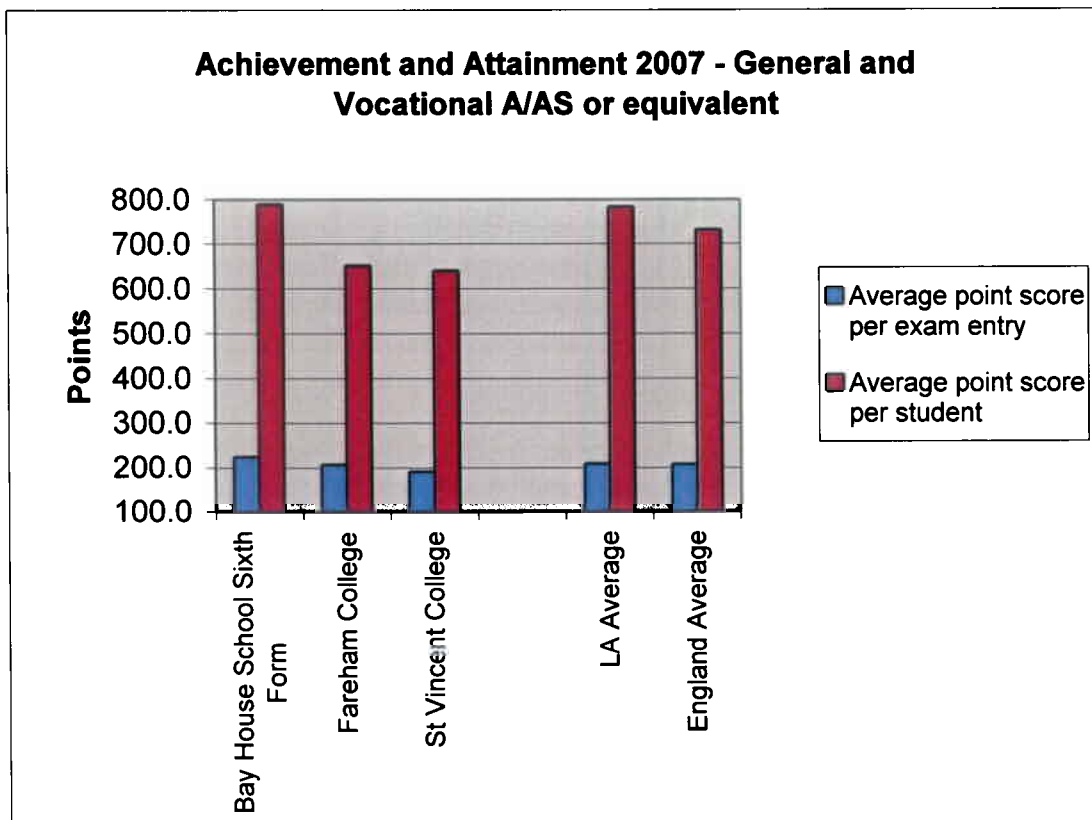
Area	5 or more grades A* - C including English and Maths	Level 2 (5 or more grades A* - C)
Hampshire LA Average	51.3	62.7
England Average	46.7	62.0
Fareham Average	53.6	62.9
Gosport Average	37.4	45.9



Source: DCSF Performance Tables 2007

Achievement and Attainment 2007 - General and Vocational A/AS or equivalent

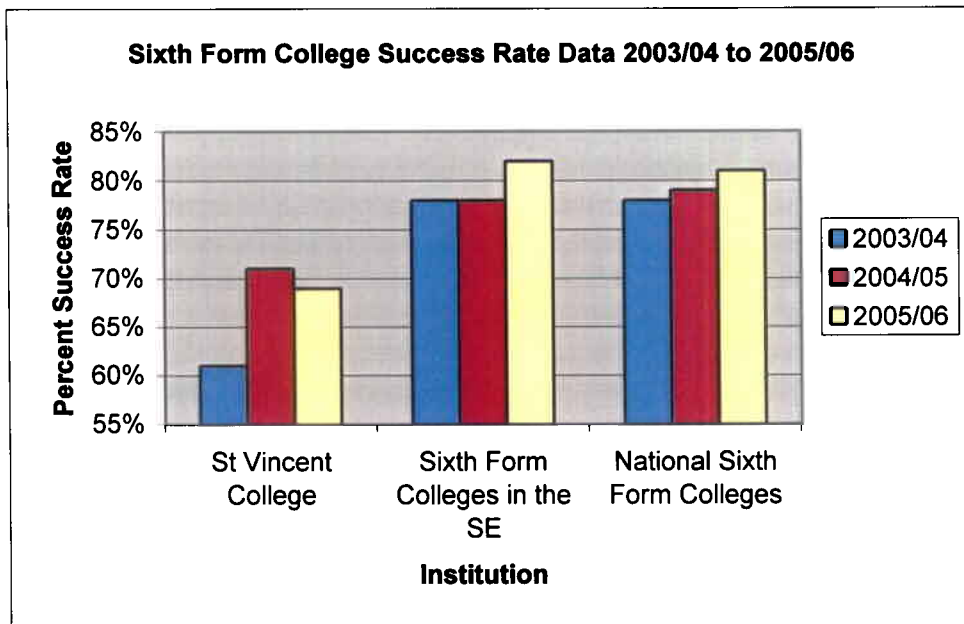
	Number of students aged 16-18	General and Vocational A/AS or equivalent achievement		
		Average point score per exam entry	Average point score per student	Number at end of A/AS or equivalent study
Bay House School	321	225.1	788.6	135.0
Fareham College	1600	206.7	651.5	214.0
St Vincent College	1103	191.0	639.9	332.0
LA Average		209.3	783.0	
England Average		207.5	731.1	



Source: School and College (Post-16) Achievement and Attainment Tables 2007, DCSF

Sixth Form College Success Rate Data 2003/04 to 2005/06

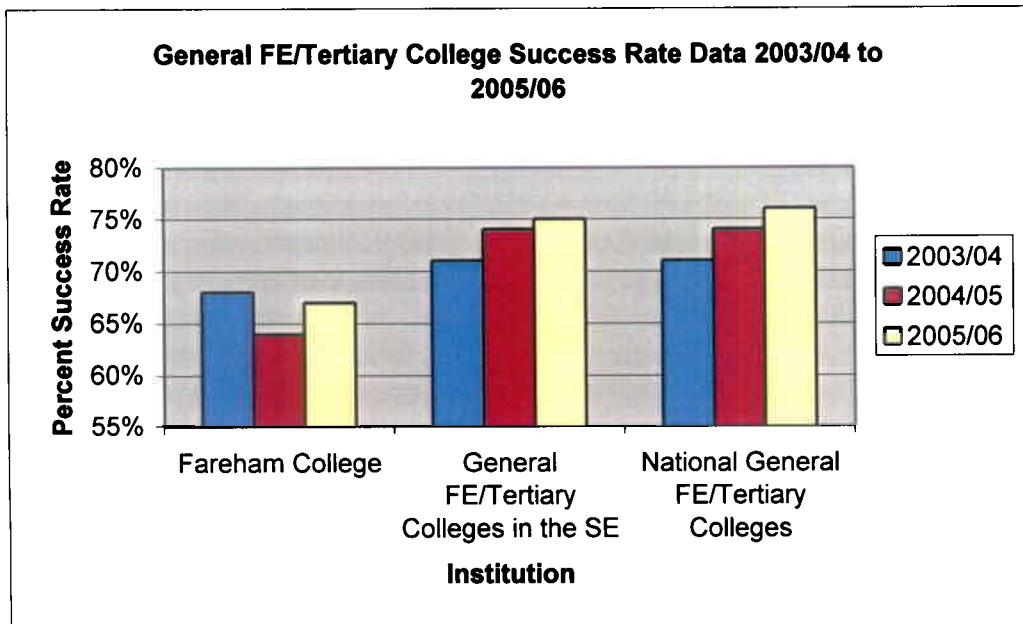
Institution	2003/04	2004/05	2005/06
St Vincent College	61%	71%	69%
Sixth Form Colleges in the SE	78%	78%	82%
National Sixth Form Colleges	78%	79%	81%



Source: National Benchmarking Data (2003/04, 2004/05 & 2005/06) and South East Strategic Analysis Report 2007

General FE/Tertiary College Success Rate Data 2003/04 to 2005/06

Institution	2003/04	2004/05	2005/06
Fareham College	68%	64%	67%
General FE/Tertiary Colleges in the SE	71%	74%	75%
National General FE/Tertiary Colleges	71%	74%	76%



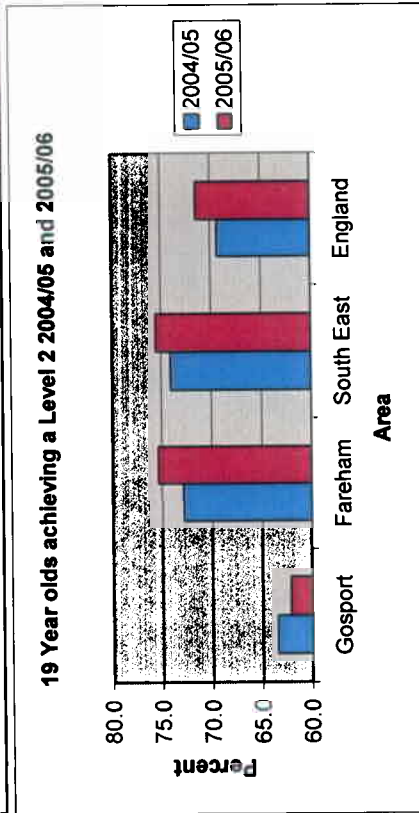
Source: National Benchmarking Data (2003/04, 2004/05 & 2005/06) and South East Strategic Analysis Report 2007

19 Year olds achieving Level 2 for Fareham, Gosport, South East and England 2004/05 and 2005/06

Year	Gosport		Fareham		South East		England	
	Cohort	19 Year olds achieving Level 2 by end 2005/06 Numbers Percentage	Cohort	19 Year olds achieving Level 2 by end 2005/06 Numbers Percentage	Cohort	19 Year olds achieving Level 2 by end 2005/06 Numbers Percentage	Cohort	19 Year olds achieving Level 2 by end 2005/06 Numbers Percentage
2004/05	879	557 63.4	1,346	980 72.8	97,500	72,200 74.0	618,400	445,300 69.3
2005/06	858	533 62.1	1,370	1,032 75.3	100,900	76,100 75.5	631,900	451,200 71.4

National Target for 2011

82%



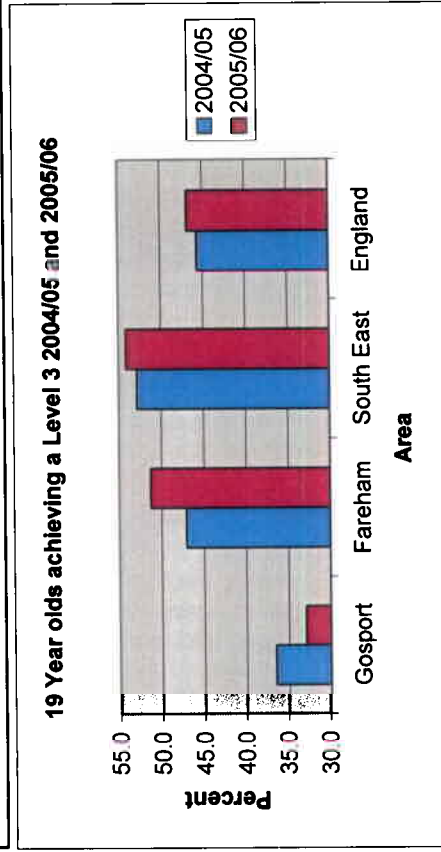
Source: LSC matched administrative dataset 2005/06

19 Year olds achieving Level 3 for Fareham, Gosport, South East and England 2004/05 and 2005/06

Year	Gosport		Fareham		South East		England	
	Cohort	19 Year olds achieving Level 3 by end 2005/06	Cohort	19 Year olds achieving Level 3 by end 2005/06	Cohort	19 Year olds achieving Level 3 by end 2005/06	Cohort	19 Year olds achieving Level 3 by end 2005/06
		Numbers		Percentage		Numbers		Percentage
2004/05	879	321 36.5	1,346	633 47.0	97,500	51,500 52.8	618,400	281,900 45.6
2005/06	858	282 32.9	1,370	701 51.2	100,900	54,600 54.1	631,900	295,700 46.8

National Target for 2011

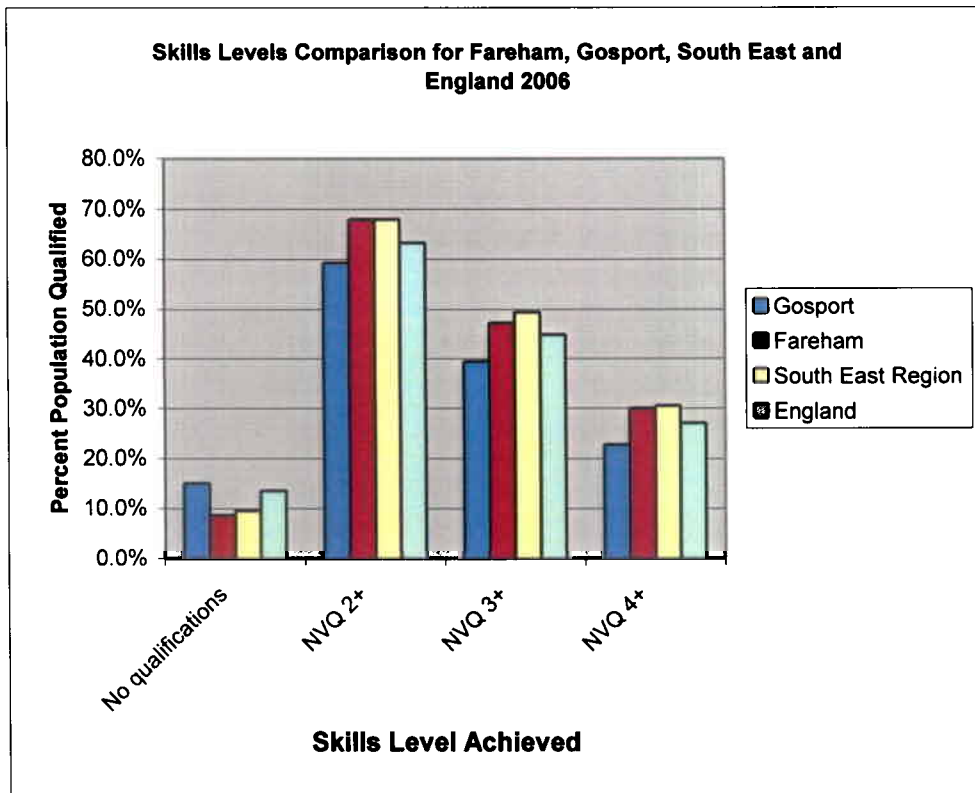
54%



Source: LSC matched administrative dataset 2005/06

Skills Levels comparison for Fareham, Gosport, South East and England

Area	No qualifications	NVQ 2+	NVQ 3+	NVQ 4+
Gosport	15.1%	59.3%	39.4%	22.8%
Fareham	8.7%	68.0%	47.2%	30.0%
South East Region	9.6%	68.0%	49.4%	30.5%
England	13.6%	63.3%	44.9%	27.1%



Source: ONS, Annual Population Survey, 2006