

The logo for Young People's Learning Agency (ypla) features the lowercase letters 'ypla' in white on a dark red rectangular background.

Young People's
Learning Agency

School Sixth Form Briefing

London - January 2011

Mike Pettifer & Alan Parnum



YPLA Role and Responsibilities

The Role of YPLA:

Three key responsibilities...remain up to March 2012

- Funding of all 16-19 education and training
- Funding & support of academies
- Financial support for young learners

1 additional responsibility:

- To contribute to the establishment of the Education Funding Agency

Key points from the White Paper

- All young people staying on in education and training to age 18 by 2015.
- A simple post-16 funding system.
- Transition towards parity across the 16-18 sector will begin in 2011–12 and will be completed by 2015.
- Provide the necessary transitional protection for schools facing significant changes.

Key points from the White Paper

- As much power as possible should be devolved to the frontline -retaining high levels of accountability.
- Reducing prescription, bureaucracy and central control throughout the education system.
- Placing the primary responsibility for improvement with schools.
- Funding of 16-18 will be more equitable and transparent.
- Extra resources should clearly follow those pupils who might need extra help and support, such as pupils from poorer backgrounds.



Young People's
Learning Agency

ypla
Young People's
Learning Agency

Statutory Guidance: Funding Arrangements for 16–19 Education and Training

This document has been prepared by the Young People's Learning Agency as statutory guidance under the ASCL Act 2009 to describe how a simplified allocations and funding system for 16–19 education and training will be put into practice for the 2011/12 academic year. It sets out the leadership role of local authorities, including their key statutory duty to secure suitable education and training for young people; and the role of autonomous schools, colleges and other providers of education and training working in partnership with each other and with local authorities to meet the needs of all young people.

December 2010
For guidance

Championing Young
People's Learning

ypla
Young People's
Learning Agency

16–19 Funding Statement

Of interest to local authorities, schools, Academies, colleges and other providers

December 2010
For information

Championing Young
People's Learning

Statutory Guidance Key Elements

- Funding follows **student choice**
- **Local authorities** have a key leadership role to champion the interests of all young people in their area.
- **Autonomous schools, Academies, colleges and independent providers** have more frontline empowerment and more frontline accountability
- **Simplification and automation** of data, management information (MI) and funding systems

Statutory Guidance Key Elements

- Lagged Learner Number basis for funding.
- No in-year or end-year adjustment if grant-funded or equivalent (for example, schools, academies, colleges) except in exceptional situations.
- In-year contract adjustment and year end reconciliation for others (for example, independent training providers, ISPs).


Exceptions to lagged learner numbers

Infrastructure changes	i.e. new institutions, Mergers, closures etc
Significant provider failure	i.e. Performance issues, financial stability, breach of contract
Re-distribution of provision by agreement	Agreed re-allocation of learners (learner number neutral)

Learner Numbers 2011/12

Exceptions (2)

- New provision (sixth forms/SFCs) – agreeing numbers to be funded:
 - Year 1 – starting point one-third of long-term capacity
- exceptions to be moderated.
 - Year 2 – double lagged numbers in year 1.
 - Year 3 – fully lagged.
- Any other situation – only if there is an existing formal written commitment, negotiated up to that level.



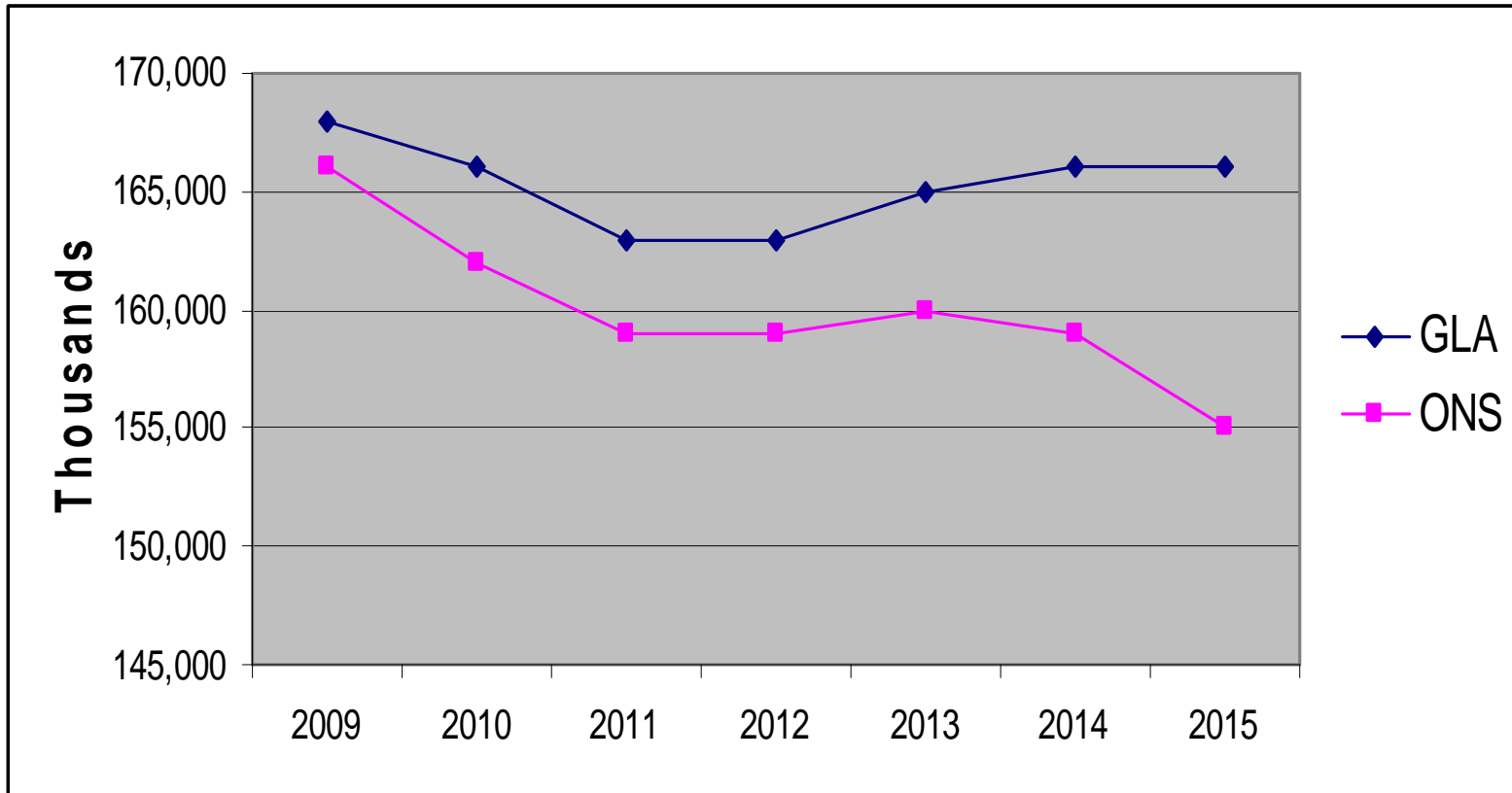
Funding Statement

Spending Review principles

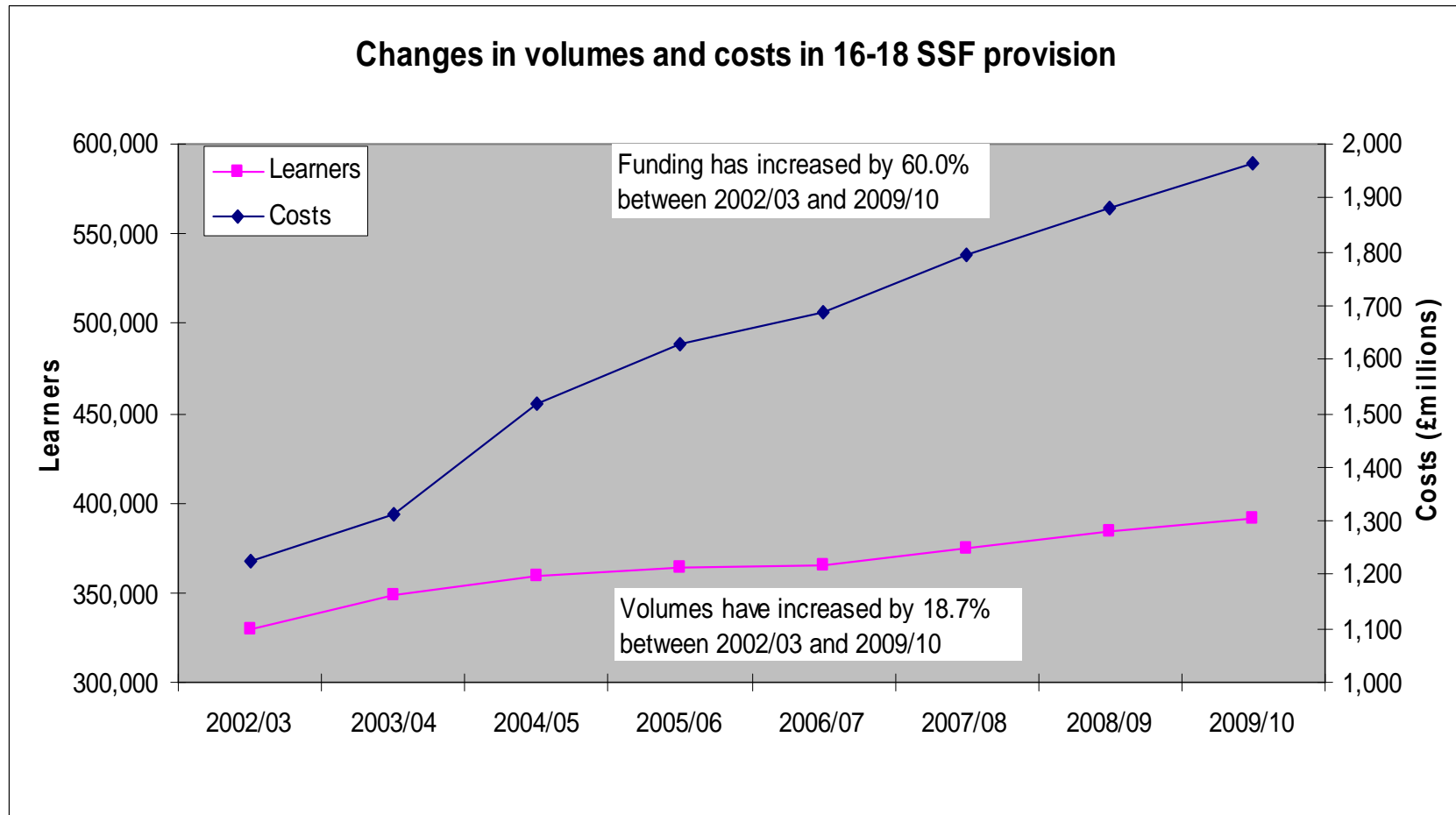
- Fairness – Achieve comparable funding by 2014/15
- Economic growth – Achieve full participation for 16/17s by 2015
- Reform – Decisively narrowing the attainment gap

Context for London

16 and 17 year old population projections to 2015



Historical investment in Sixth Forms





Young People's
Learning Agency

Key Messages - Fairness

- An increase of £150 million for Disadvantage and those with low attainment (ALS).
- Maximum Flexibility in how funds are used.
- Potential alignment with Pupil Premium and National Scholarship Programme and increased transparency of funding for disadvantage.
- No funding rate increases in any other programmes, including the funding for ISP for those with LLDD.

Key Messages – Economic Growth

- Funds full participation for those age 16 and 17 by 2015.
- Record number of young people funded, average of 1.64 million per year.
- An increase of 62,000 places in learning by 2014/15.
- Against population decline of over 90,000.
- Support the ambition for 1 in 5 young people to access an Apprenticeship by 2020.

Key Messages - Reform

- Reductions in 16-18 unit costs.
- Converge SSF funding with other providers.
- Protection for the “core” programme.
- Reduction in generic entitlement curriculum hours.
- Removal of Teachers Pension contribution.
- Staged withdrawal of Teachers Pay Grant.
- Transitional Protection until 2013/14.
- Maximum loss of 3% per learner in 2011/12.

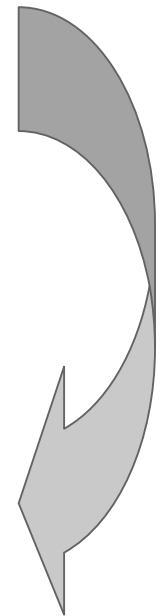
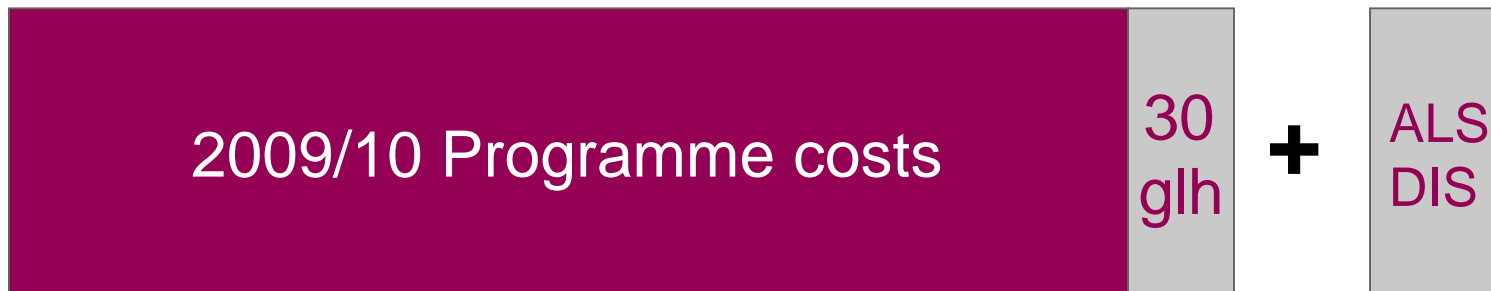
Reducing entitlement, targeting disadvantage

2010/11



£150m

2011/12

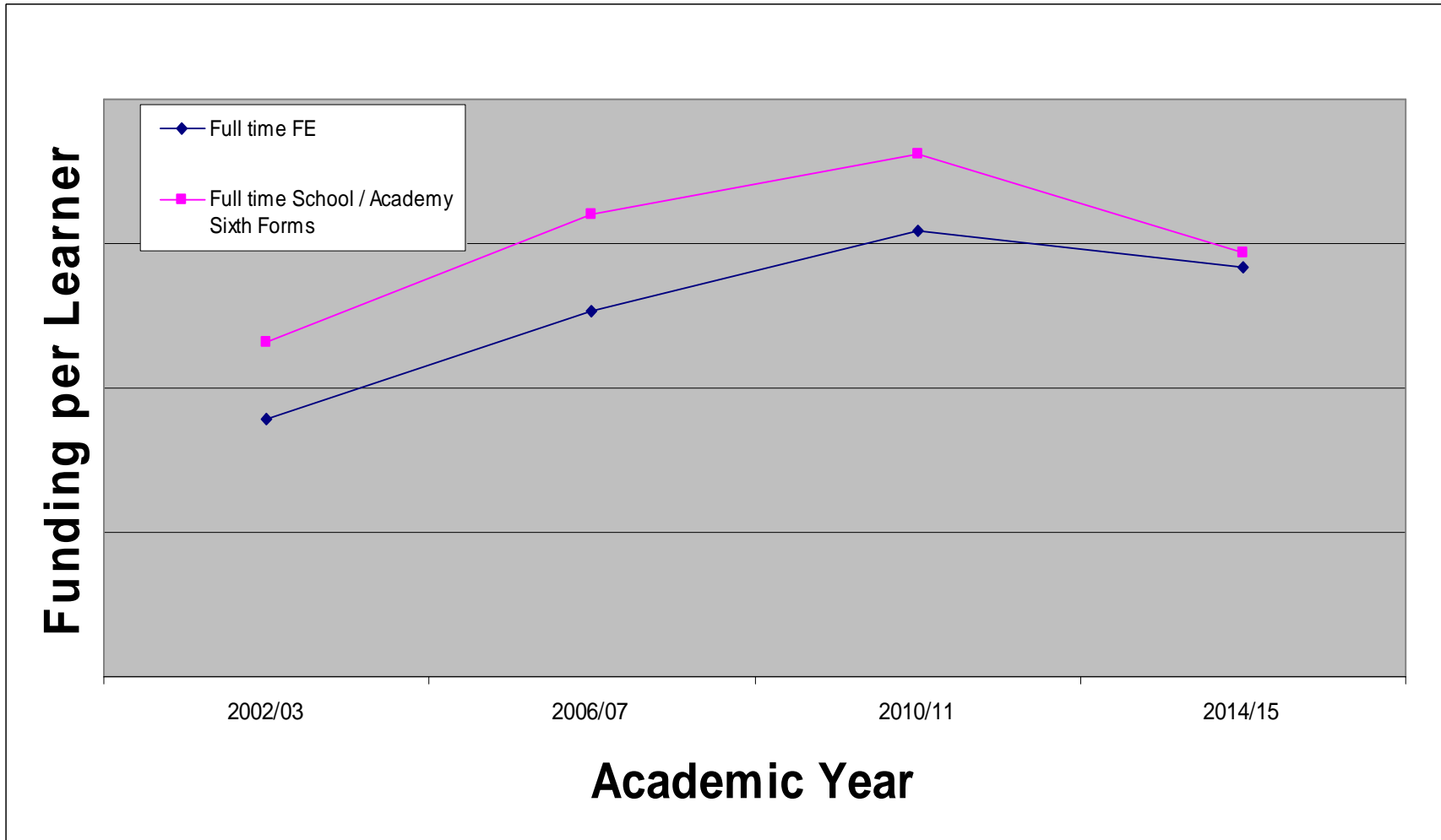




Young People's Learning Agency

Closing the Gap

Unit Costs of Full Time Learners in SSFs and FE



Allocations 2011/12

Timeline

<p>December – February</p>	<ul style="list-style-type: none"> ▪ The YPLA uses data alongside information provided by local authorities to calculate provisional provider allocations. ▪ The first step will be an allocation of learner numbers and the final funding rate will be set later in the process. ▪ The YPLA exchanges information with providers, where required, to refine allocations. Local authorities receive information on provisional allocations to providers.
<p>March</p>	<ul style="list-style-type: none"> ▪ The YPLA confirms the final funding rate and final allocations to providers.
<p>May – August</p>	<ul style="list-style-type: none"> ▪ The YPLA issues funding agreements/contracts to organisations either directly or through the lead contact, which are required to be signed and returned by the funded organisation.
<p>August</p>	<ul style="list-style-type: none"> ▪ Payment commences for the academic year through the lead contact organisation where applicable.

How will your allocation be calculated for 2011/12

A refresher . . .

- Lagged learner number basis for funding for vast majority of provision – but **not** ‘lagged funding.’
- Policy to be confirmed on exceptions/gaps.
- All calculations (SLN, factors, rates) will take into account final decisions on savings.

National Funding Formula

Source: 10/11
Autumn Census S01

Learner Numbers	SLN Ratio	SLN Total
200	x 1.3	= 260

Source: 09/10
Summer Census S04

SLN Total	Provider Factor	Total
260	x 1.2	= 312

Source: 09/10 Summer
Census S04 + Success
factor from 08/09 Matched
awarding body data

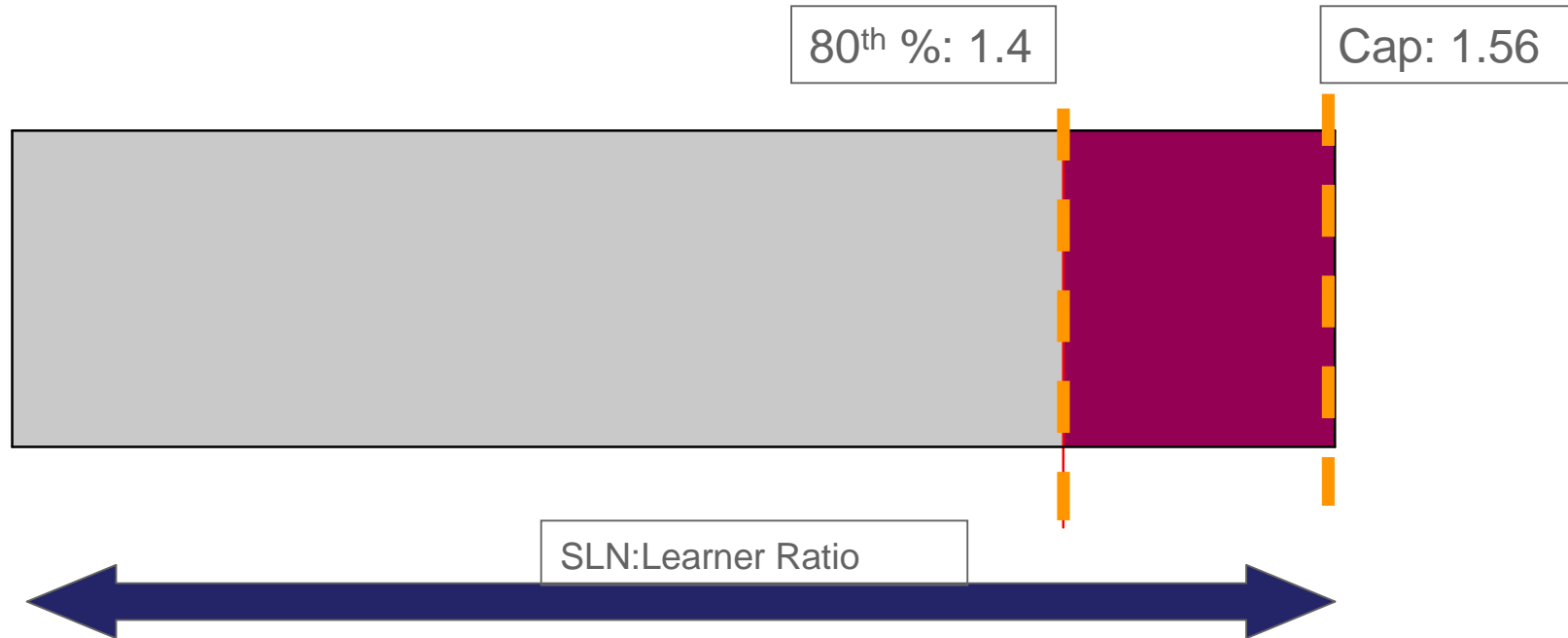
SLNxPF Total	National Rate	£ Total
312	x £2,920	= £911,040

Eg. 2010/11 rate
(this hasn't been
set yet)

How it will work in 11/12?



How it will work in 11/12?



- SLN:Learner Ratio for all providers in the top 20th percentile will be moved towards the 80th percentile
- In these cases the ratio will be moved halfway between their current ratio and the 80th percentile. eg. a 1.5 SLN:Learner ratio (current) will be moved to 1.45 (halfway point)

How it will work in 11/12?

**SLN Ratio for your
11/12 allocation**

X

Provider Factor

X

National rate

=

£ Allocation

+ ALS

(+ TP if applicable)

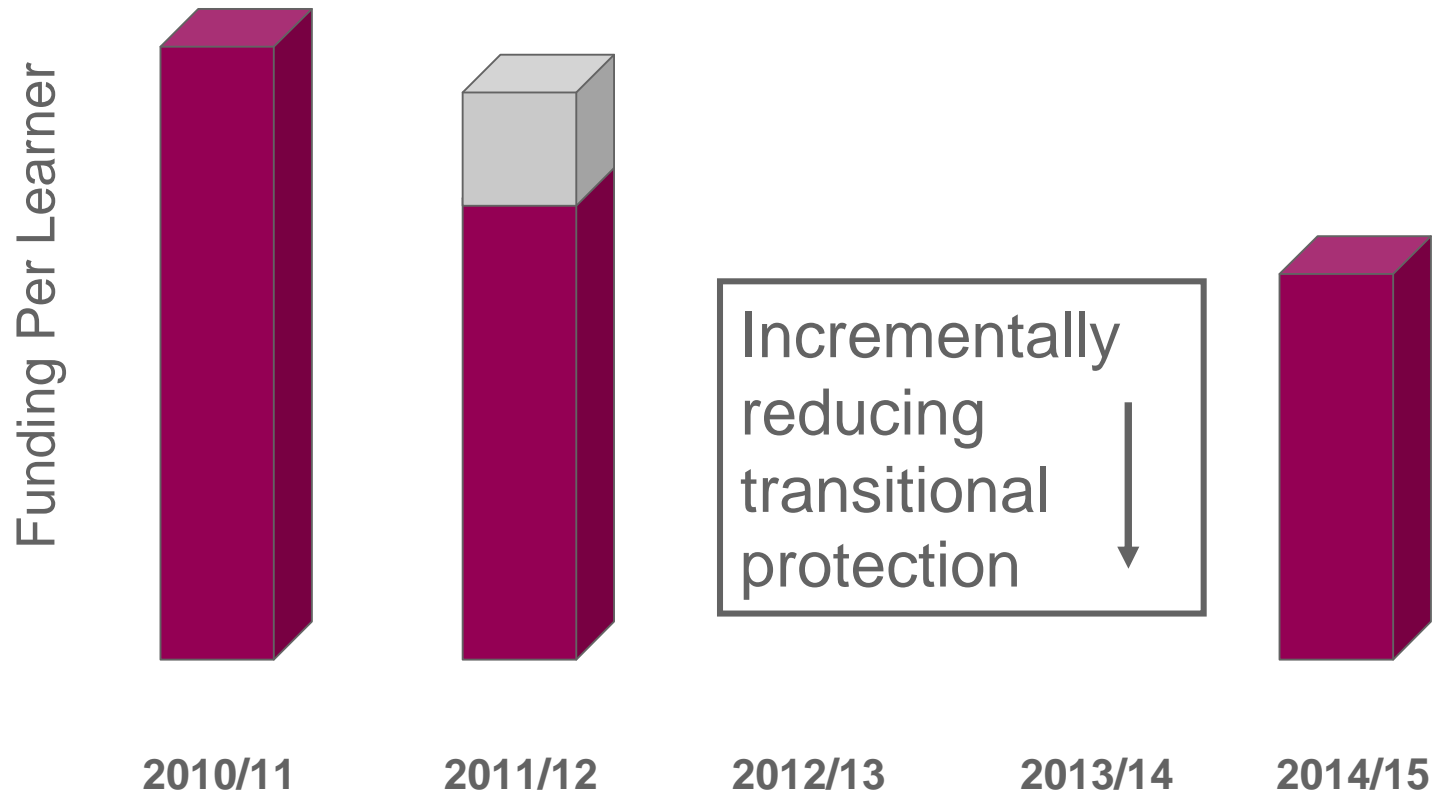
Updated for:

IMD 2007

**2008/09 Success
rates and all other
data**

**Additional
disadvantage**

Transitional Protection (illustration)



Transitional Protection Examples – Stable Numbers

2010/11	Funding (£)	Funded Learners	£/learner
College A	6,765,000	1650	4100
Provider B	3,937,500	1125	3500
School C	1,824,000	380	4800

2011/12	Lagged Learners	Indicative Funding (£)	£/learner	Raw % change	Capped % change	Revised Funding (£)	<i>Transitional Protection (£)</i>
College A	1650	6,467,340	3920	-4.4%	-3.0%	6,562,050	<i>+94,710</i>
Provider B	1125	4,146,188	3686	+5.3%	n/a	4,146,188	<i>n/a</i>
School C	380	1,650,720	4344	-9.5%	-3.0%	1,769,280	<i>+118,560</i>

Transitional Protection Examples – Increasing Numbers

2010/11	Funding (£)	Funded Learners	£/learner
College A	6,765,000	1650	4100
Provider B	3,937,500	1125	3500
School C	1,824,000	380	4800

2011/12	Lagged Learners	Indicative Funding (£)	£/learner	Raw % change	Capped % change	Revised Funding (£)	<i>Transitional Protection (£)</i>
College A	1820	7,133,672	3920	-4.4%	-3.0%	7,238,140	+104,468
Provider B	1240	4,570,020	3686	+5.3%	n/a	4,570,020	n/a
School C	420	1,824,480	4344	-9.5%	-3.0%	1,955,520	+131,040


Transitional Protection Examples – Decreasing Numbers

2010/11	Funding (£)	Funded Learners	£/learner
College A	6,765,000	1650	4100
Provider B	3,937,500	1125	3500
School C	1,824,000	380	4800

2011/12	Lagged Learners	Indicative Funding (£)	£/learner	Raw % change	Capped % change	Revised Funding (£)	<i>Transitional Protection (£)</i>
College A	1480	5,801,008	3920	-4.4%	-3.0%	5,885,960	+84,952
Provider B	1010	3,722,355	3686	+5.3%	n/a	3,641,050	n/a
School C	340	1,476,960	4344	-9.5%	-3.0%	1,583,040	+106,080

National Rate

- Final rate calculated towards the end of the process to balance the budget but strong expectation is that we base this on the current FE rate (£2920)...
- Current timescale says final figure will be confirmed in February/March – will aim to make this as early as possible as long as we can minimise the resulting risk.



Additional Learning Support

- 100% allocated on Formula
- Increased funding to compensate for policy changes
- Additional funding as part of £150m

Additional Learning Support

GCSE English and Mathematics		SSF rate
Points	Typical Grades	
0-15	No Passes	£1,076.40
16-31	1 G Grade	£779.28
32-43	2 G grades	£531.34
44-55	2 F grades	£377.65
56-67	2 E grades	£251.62
68-79	2 D grades	£153.26
80-91	2 C grades	£82.55
92-103	2 B grades	£39.50
104 or more	2 A grades or better	£24.12

* Based on formula from 2010/11

Data Sources for School Sixth Forms

Purpose	Data Source
Provider factors (other than success factors)	School census return for summer 2010
Success factors	Matched awarding body data for 2008/09
In-year learner numbers for 2009/10	School census return for autumn 2009
Full-year learner numbers and SLN for 2009/10	School census return for summer 2010
In-year learner numbers for 2010/11	School census return for autumn 2010
Additional learning support	ILR, school census and awarding body data for 2008/09

16-18 Allocations in Academies

- Lagged Learner Number basis for funding except where superseded by funding agreements.
- No in-year or end-year adjustment if grant-funded and on lagged learner numbers except in exceptional situations.
- Pupil adjustments if the academy is not funded on lagged learner numbers.



Academic Year and Financial Year

What has already been communicated?

March 2010: AY provider (SSF) budgets for 10/11 (Aug 10- July 11)

FY budgets (April 10- March 11) for

- SEN Block grant
- Teachers Pay Grant


By March 2011: Final AY Provider budgets for 11/12 (Aug 11-July 12)

FY budgets (April 11- March 12) for

- SEN Block grant
- Teachers Pay Grant

Next Steps

- Data collated for all colleges, schools and other providers.
- Infrastructure changes and data issues moderated.
- Produce first run of January allocations.
- Review overall and at detailed level.
- Allocations sent out by end of January.
- Outstanding issues resolved during February.
- Final allocations in March.



Today's slides and links to the Statutory Guidance and Funding Statement are available at...

www.ypla.gov.uk/regions/LN/ourwork/